



## AL MAHDI MADRASAH

### QUR'AN SYLLABUS - CLASS 3 (6 years old)

LESSON 1 - INTRODUCTION, RESPECT OF QUR'AN AND TERMINOLOGY.

LESSON 2 - RULES OF  $\frac{3}{4}$

LESSON 3 - RULES OF ~~ق~~ MOON LETTERS

LESSON 4 - RULES OF ~~س~~ SUN LETTERS

LESSON 5 - SURAH IKHLAS - MEMORISATION & TAFSEER

LESSON 6 - NUN QUTNI

LESSON 7 - SILENT LETTERS

LESSON 8 - SURAH NAAS - MEMORISATION & TAFSEER

LESSON 9 - SURAH NAAS - MEMORISATION & TAFSEER

LESSON 10 - PUNCTUATION 1

LESSON 11 - PUNCTUATION 2

LESSON 12 - SURAH FALAQ - MEMORISATION & TAFSEER

LESSON 13 - SURAH FALAQ - MEMORISATION & TAFSEER

LESSON 14 - HAMZA


LESSON 15 - TAA MARBUTAH

LESSON 16 - SURAH KAFIROON - MEMORISATION

LESSON 17 - SURAH KAFIROON & TAFSEER

**AZ-ZAHRA QUR'AN CERTIFICATE 3 - TEST ON THE 4  
"QUL" SURAS**

# الْحَمْدُ لِلَّهِ



MY NAME IS.....

IN ARABIC IT IS WRITTEN:

.....

# **QUR'AN**

## **CLASS 3 - LESSON 1**

### **INTRODUCTION AND TERMINOLOGY:**

#### **What is Qur'an ?**

It is a book that contains the words of Allah (S.W.T.)

#### **Who wrote it ?**

It was not written by anyone; the words were sent down by Allah (S.W.T.) to the Holy Prophet (S), through the angel Jibrail (A).

The Holy Prophet (S) would then recite the verses to the people. Most of the people would remember the verses by heart but the Holy Prophet (S) appointed some special people (scribes) to write down the verses.

#### **In which language is the Qur'an written ?**

It is written in Arabic.

Which is read from right to left and back to front.

#### **What does Allah (S.W.T.) tell us in the Qur'an ?**

He tells us true stories of the Prophets.

He tells us how He wants us to act.

He tells us about heaven and hell.

He tells us so much, some of which we will not understand until we become bigger. Some of which we will never understand until we go back to Him and He explains it to us.

# RESPECT OF THE QUR'AN

We have to look after the Qur'an because it is such a special book, and how do you think we do that ?

We should hold the Qur'an properly. (Show the child).

We should never leave it open when no-one is reading it.

We should not touch the writing in the Qur'an without first doing Wudhu. You can read it without touching it, or put a plastic sheet on it.

It is sunnaat (Allah likes for us to try and do this.)

- to cover our head: for boys - cap
- for girls - scarf.
- to face Qibla (the Kaaba) when reading the Qur'an.

We should say A'udhu billahi and Bismillah before we start to read it.

## TERMINOLOGY.

**Harf** (pl. **Huruf**) - The letter of the Arabic alphabet.

**Nukta** (pl. **Nukaat**) - The dot which goes on the harf.  
i.e. 1 - above and below the harf, 2 - above and below the harf,  
3 - above the harf only.

**Haraka** (pl. **Harakaat**) - The sign which goes on the harf.  
i.e. fatha, kasra, dhamma.

**Makhrāj** (pl. **Makharīj**) - Place of origin of the sound.  
(Will discuss further in the next Lesson).

**Aya** (pl. **Ayaat**) - One verse of the Qur'an.

**Sura** (pl. **Suwer**) - One chapter of the 114 chapters of the Qur'an

## PRACTICAL 1

1) Learn the correct pronunciation and meaning (simplified) of:

**أَعُوذُ بِاللَّهِ مِنَ الشَّيْطَانِ الرَّجِيمِ**

**I seek refuge in Allah from Shaitan the outcast.**

2) Learn the correct pronunciation and meaning (simplified) of:

**بِسْمِ اللَّهِ الرَّحْمَنِ الرَّحِيمِ**

**(I begin) in the name of Allah the most Kind, the most Merciful.**

3) Colour in the title page and put your name on it. (The teacher will then write your names in Arabic).

4) Cut out a plastic sheet and learn how to use it and why.

5) Cut out a bookmark with a point at one end, out of cardboard and colour it. You should use this to point with and not your fingers when reciting the Holy Qur'an.

**QUR'AN**  
**CLASS 3 - LESSON 2**

**THE RULES FOR THE LETTER  $\frac{3}{4}$ Laam)**

When you see the words **ٱللَّهُ** (Allah) and **ٱللَّهُ** (O' Allah) in the Holy Qur'an you have to apply these rules. In some cases the  $\frac{3}{4}$  has to be recited with a full mouth giving a heavier "L" sound. In the rest of the cases,  $\frac{3}{4}$  has to be recited with an empty mouth giving a flatter "L" sound.

**When to recite the Laam with a full mouth (heavier sound)**

1. When, before the Laam, there is a letter with a Fatha or Dhamma.

For example, **ٱللَّهُ** (He is Allah)

or **ٱللَّهُ** (The Command of Allah)

2. When, before the Laam, there is a letter with a Sukun following a letter with Dhamma

For example, **ٱللَّهُ** (To fear Allah)

3. When, before the Laam, there is a letter with a Sukun following a letter with Fatha

## When to recite the Laam with an empty mouth (flat sound)

1. When, before the Laam, there is a letter with a Kasra

For example, **بِسْمِ اللّٰهِ الرَّحْمٰنِ الرَّحِیْمِ** (In the name of Allah)

or **اَيُّهَا اللّٰهُ** (Say, O' Allah)

2. When, before the Laam, there is letter with a Sukun following a letter with Kasra.

3. When, before the Laam, there is Tanween. (See rule for Nun Qutni)

For example, **رِجَالٌ مِّنْهُم مَّا قَدْ خَلَتْ** (People of Allah)

is read as **رِجَالٌ مِّنْهُم مَّا قَدْ خَلَتْ**

## PRACTICAL 2

1) Practise reciting the following words and try to memorise the meanings as well!

1. **إِنَّا لِلّٰهِ وَإِنَّا إِلَيْهِ رَاجِعُونَ** - Therefore Allah is Enough (for us)

2. **وَاللّٰهُ يَدْعُكُم** - And Allah Calls (you)

3. **رَسُولَ اللّٰهِ** - The Messenger of Allah

4. **بِإِذْنِ اللّٰهِ** With the Permission of Allah

5. **لَا إِلٰهَ إِلَّا اللّٰهُ** - There is no god but Allah

6. **لِلّٰهِ** For Allah

2) Recite Qur'an.

3) Do worksheet 1.

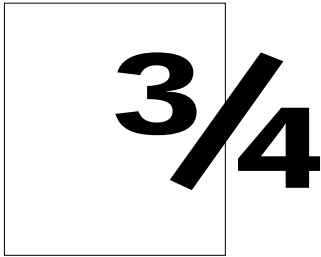
# WORKSHEET 1

Colour the oblongs in the appropriate colour.

i.e. If the harakaat before the laam makes the laam a light 'L' sound, then colour the oblong - yellow.

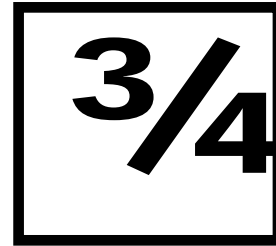
If the harakaat before the laam makes the laam a heavy 'L' sound, then colour the oblong red.

yellow

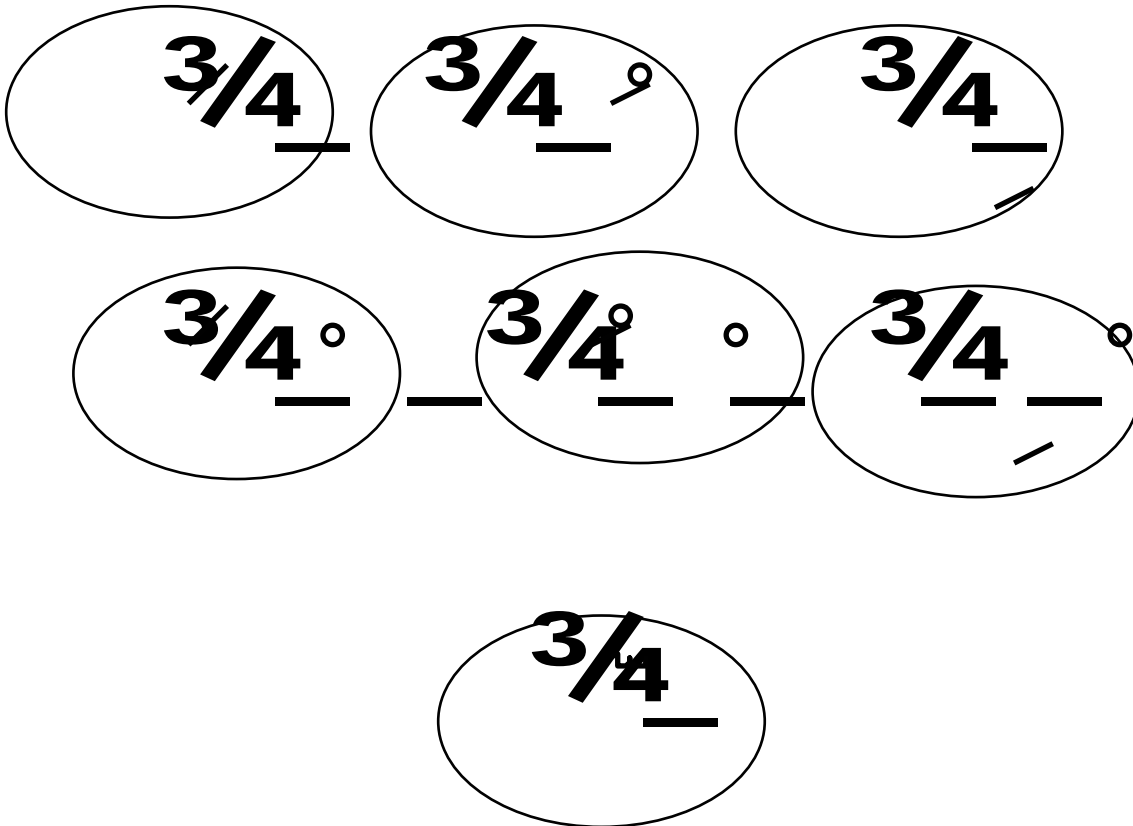


Flat Laam  
(empty mouth)

red



Heavy Lam  
(full mouth)



## QUR'AN CLASS 3 - LESSON 3

### THE RULE OF **ٱ** (Alif-Laam)- DEFINITE ARTICLE.

The word **ٱ** means 'the' - it makes the word (noun) before which it is placed definite.

e.g. not any house but the house

**ٱ** **ٱ** a house

**ٱ** **ٱ** - the house

It is important to notice that when **ٱ** is added to the word then the word changes the tanween on its last harf into a harakah, short vowel.

e.g. When **ٱ** changed to **ٱ** the **ٱ** changes to **ٱ**

### **ٱ** Moon letters: The rule of **ٱ**

If the word (noun) to which the **ٱ** is added begins with a Moon letter (**ٱ**) then the **ٱ** is pronounced.

**ٱ** The moon letters are:

**ٱ ٱ ٱ ٱ ٱ ٱ ٱ ٱ ٱ ٱ ٱ ٱ ٱ ٱ**

There are 14 moon letters - ½ of the Arabic alphabet.

### PRACTICAL 3

- 1) Recite Qur'an.
- 2) Do worksheet 2.

## WORKSHEET 2

Write down all the huruf which are **ق ط أ ء ع ه ز ح**  
(The moon letters) inside the moon.






### WORKSHEET 3

Write down all the huruf which are **ش ش**  
(The sun letters) inside the sun.

(The sun letters) inside the sun.



**QUR'AN**  
**CLASS 3 - LESSON 5**

**SURA IKHLAS - MEMORISATION AND  
TAFSEER**

**بِسْمِ اللّٰهِ الرَّحْمٰنِ الرَّحِیْمِ**

In the name of Allah, the most kind, the most merciful.

**اَللّٰهُ اَحَدٌ**

Say Allah is one.

**لَاۤ اِلٰهَ اِلاَّ هُوَ**

He needs nothing, but everything else needs Him.

**لَمْ يَلِدْ وَلَمْ يُوَلَدْ**

He has no children, nor does He have parents

**لَمْ يَلِكْ لَمْ يَلِكْ لَمْ يَلِكْ**

And there is none other equal to Him.

## **SURA IKHLAS (SINCERITY, PURITY)**

This sura was revealed to the Holy Prophet (S) in Makkah in answer to the Jews question of what Allah was.

It explains the whole concept of Tawheed - Oneness of Allah

The Holy Prophet has said that who ever recites this Sura will get the thawaab of reciting 1/3 of the whole Qur'an.

In this Sura Allah uses the word AHAD which means absolute oneness and not as a number one which is preceded and followed by other numbers. (WAHID - the number one.)

In the Sura Allah says that He is AS-SAMAD: On whom all things depend. He is in no need of anything or anyone rather everything is in need of Him.

In the 4<sup>th</sup> Aya Allah says that He did not give birth to anyone nor was He given birth to. i.e. He has no children nor parents.

Therefore Allah Himself has rejected the Christians view that He has a son.

Allah then completes the sura with the plain fact that there is no-one equal to Him. He is unique, complete and there is none like Him.

Thus this small sura of 5 ayaat (including Bismillah) sums up what Allah really is.


i.e. Allah is one - in the absolute form. He is independent of everything, whereas everything is dependent of Him. He has no children or parents. And He is so complete and perfect that there is no-one nor nothing like Him.

## **PRACTICAL 5.**

- 1) Learn Sura with correct Makharij and rules.
- 2) Do worksheet 4.

## WORKSHEET 4

Draw below what you have learnt from Sura Ikhlas.



## QUR'AN CLASS 3 - LESSON 6

### NUN QUTNI

Nun qutni is the small **AE** which is sometimes found between two words. The Nun qutni always appears with a Kasra sign.

The nun qutni is usually found under an alif (**A** without any Harakat (Hamza alwasl), the **AE** is pronounced and the **As** not.

If the nun qutni appears at the end of a sentence, then the person reciting has two choices:

1. If the recitation is continued without a stop then the **AE** is pronounced and the **As** not.
2. If the recitation is stopped, to take a breath then the next sentence is started with the **A** (with a Fatha) and the **AE** is ignored.

### PRACTICAL 6

1) Practise reciting the following words, stopping in between the words and then again without stopping.

بِسْمِ اللَّهِ الرَّحْمَنِ الرَّحِيمِ

أَلِفٌ مِيمٌ نُونٌ قُتْنِي

بِسْمِ اللَّهِ الرَّحْمَنِ الرَّحِيمِ

أَلِفٌ مِيمٌ نُونٌ قُتْنِي

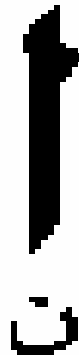
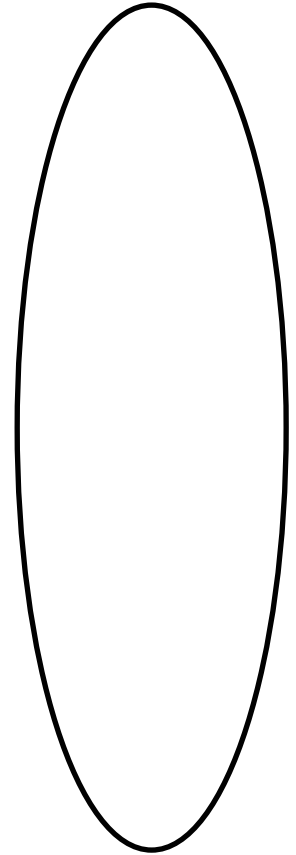


- 2) Recite Qur'an.
- 3) Do worksheet 5.

# WORKSHEET 5

Fill the oval with as many of the appropriate harf as possible.

GO - carry on without pause.

STOP - for breath



## QUR'AN CLASS 3 - LESSON 7

### SILENT LETTERS

The huruf **Đ Ę A** without any harakaat are known as the silent letters.

These huruf although written in the Qur'an are to be ignored. i.e. not pronounced.

A common example of this which we have already come across is the **A** written after a harf which has a haraka of fatha tanween.

### PRACTICAL 7

- 1) Practise reciting the following words, circling the Harf which is silent, also try to memorise the meanings as well!

**ĀĴá** - Salaat (Namaaz).

**ĀáB** - In the name.

**Qá** - He saw.

**Āġá** - And forgive.

**ĵá Āĥ** - and help.

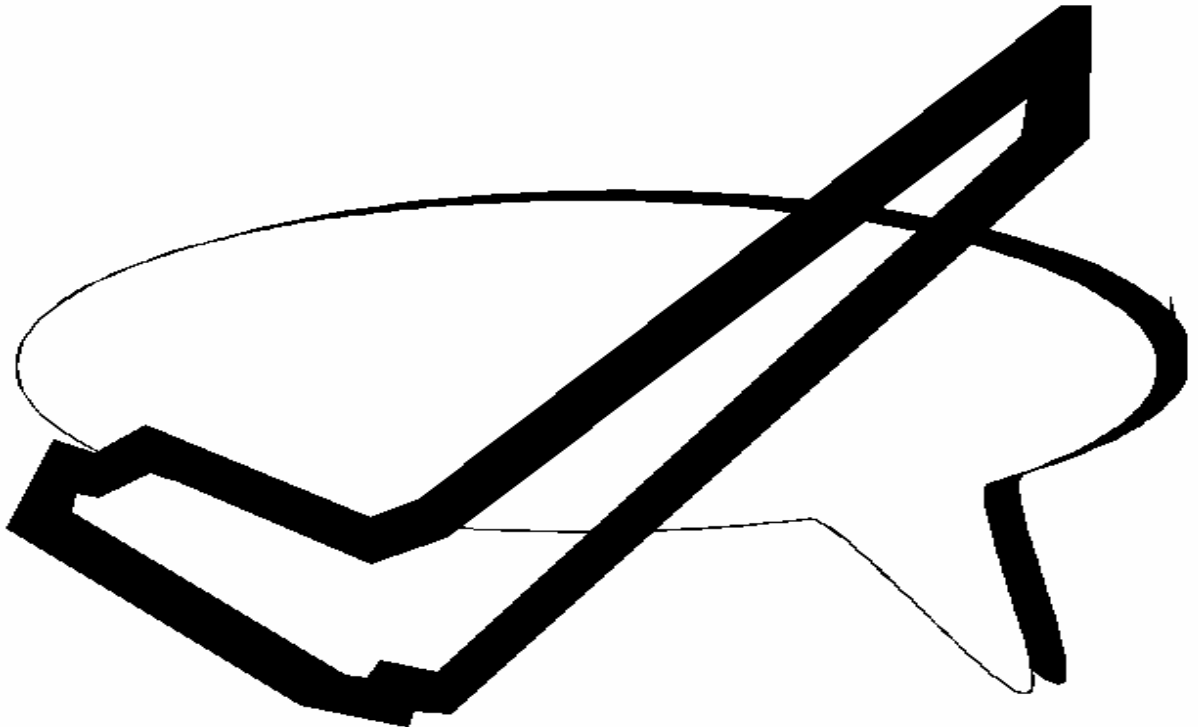

- 2) Recite Qur'an.
- 3) Do worksheet 6.

## WORKSHEET 6

Write in the speech bubble the Huruf **Đ Ę Ā**

The speech bubble with the cross should have these Huruf written in such a way that they are not said.

The other speech bubble with the tick should have these Huruf written in such a way that they have to be said.



QUR'AN  
CLASS 3 - LESSON 8

SURA NAAS - MEMORISATION AND TAFSEER

بِسْمِ اللّٰهِ الرَّحْمٰنِ الرَّحِیْمِ

In the name of Allah, the most kind, the most merciful.

اَعُوْذُ بِاللّٰهِ مِنَ الْجِنَّةِ وَالنّٰسِ

Say! I seek refuge in the Lord of mankind.

اَلرَّحْمٰنِ الرَّحِیْمِ

The king (one with absolute authority) of mankind.

اَللّٰهِ

The God of mankind.

مِنَ الْجِنَّةِ وَالنّٰسِ

From the evils of the whisperings of the slippery shaitan.

مَنْ یُّنۡسِیۡ فِیۡ سِرِّۡمِۡنَا

Who whispers in the innermost hearts of mankind.

مِنۡ بَیۡنِ النَّاسِ

From (among the) Jinn and mankind.

## **QUR'AN CLASS 3 - LESSON 9**

### **SURA NAAS - MEMORISATION AND TAFSEER**

This is the final sura of the Qur'an  
In this sura Allah talks about man taking refuge (safety) in Himself who is the absolute power and commander of man.

From who do we have to take refuge - well we are told that it is from shaitan.

What is it from shaitan that we have to take refuge from - From the evil whisperings that get into the innermost heart (being) of man and make him do evil.

The jinn are like mankind in that there are good and bad jinns as in man.


The last aya talks about seeking refuge from these evil whisperings of shaitan from among the jinn and mankind.  
i.e. from the obvious evil whisperings of shaitan - from amongst mankind whom we understand and can see.  
And from the not so obvious evil whisperings of shaitan - from amongst the jinns whom we have little knowledge of and can not see.

#### **PRACTICAL 8 & 9**

- 1) Learn Sura with correct Makharij and rules.
- 2) Do worksheet 7.

## WORKSHEET 7

Draw below what you have learnt from Sura Naas.



## QUR'AN CLASS 3 - LESSON 10

### WAQF (pl. Wuqoof) - PUNCTUATION MARKS - 1

When you reach a waqf and you want to stop or pause there are several laws to follow:

1) If the harf before the waqf has the following haraka:

- fatha
- kasra
- dhamma
- kasra tanween
- dhamma tanween

then the haraka will be read as if it were a sukun.

2) If the harf before the waqf has a fatha tanween then the haraka will be read as if it were just a fatha.

3) If the harf before the waqf is either a **Ê** or **Ñ** then it will be read as if it were a **Ê** with a sukun.

The wuqoof are written as a circle with or without a harf on top of it or just a small harf without a circle.

The wuqoof with a circle ( O ) are:

O Stop, end of an aya.

• • • •

O O O O Stop

X Ü

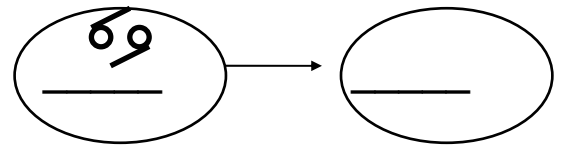
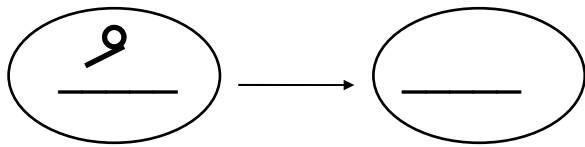
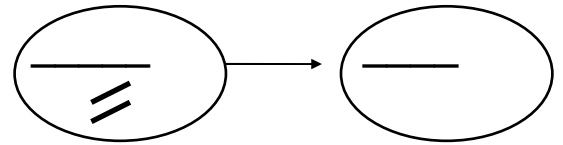
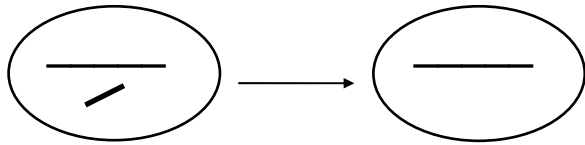
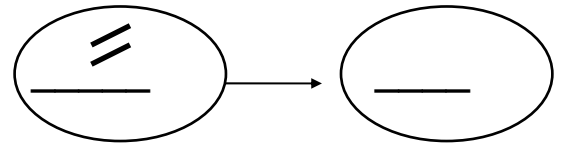
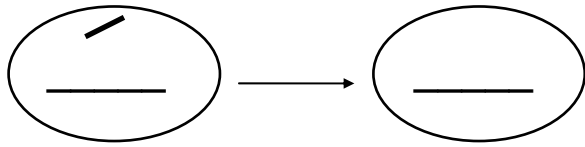
O O Stop or continue

#### PRACTICAL 13



- 1) Recite Qur'an.
- 2) Do worksheet 11

# WORKSHEET 11

Write what the Harakat is read as if you stop at it.



Write in the first circle all the Wuqoof (with a circle) which means you have to stop. And in the second circle all the Wuqoof (with a circle) which means you can stop or continue.



Now colour the first circle rope red for have to stop, and the second circle rope yellow for stop or continue.

**QURAN  
CLASS 3 - LESSON 11**

**WAQF (pl. Wuqoof) - PUNCTUATION MARKS - 2**

The wuqoof are written as a circle with or without a harf on top of it or just a small harf without a circle.

The wuqoof without a circle ( O ) are:

**Ā** Must stop

**⊕ ±<sup>3</sup>** Better to stop

**X** Can stop or continue

**Ü** Must not stop

**¶ k i ¼ ½ x** Better not to stop

**É<sup>3</sup> È Æ mp** Stop without breaking breath

**•• ••** Stop at either but not at both

**If there are two signs follow the one on top.**

**PRACTICAL 14**


- 1) Recite Qur'an.
- 2) Do worksheet 12

## WORKSHEET 12

Write in the first circle all the Wuqoof (without a circle) which means you have to stop. (Colour rope red).

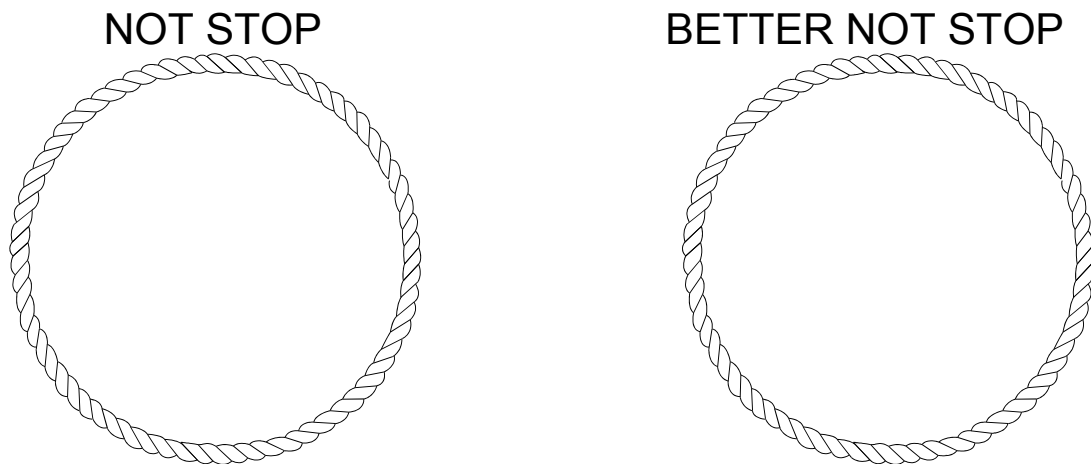
And in the second circle all the Wuqoof (without a circle) which means better to stop. (Colour rope orange).

And in the second circle all the Wuqoof (without a circle) which means you can stop or continue. (Colour rope yellow).



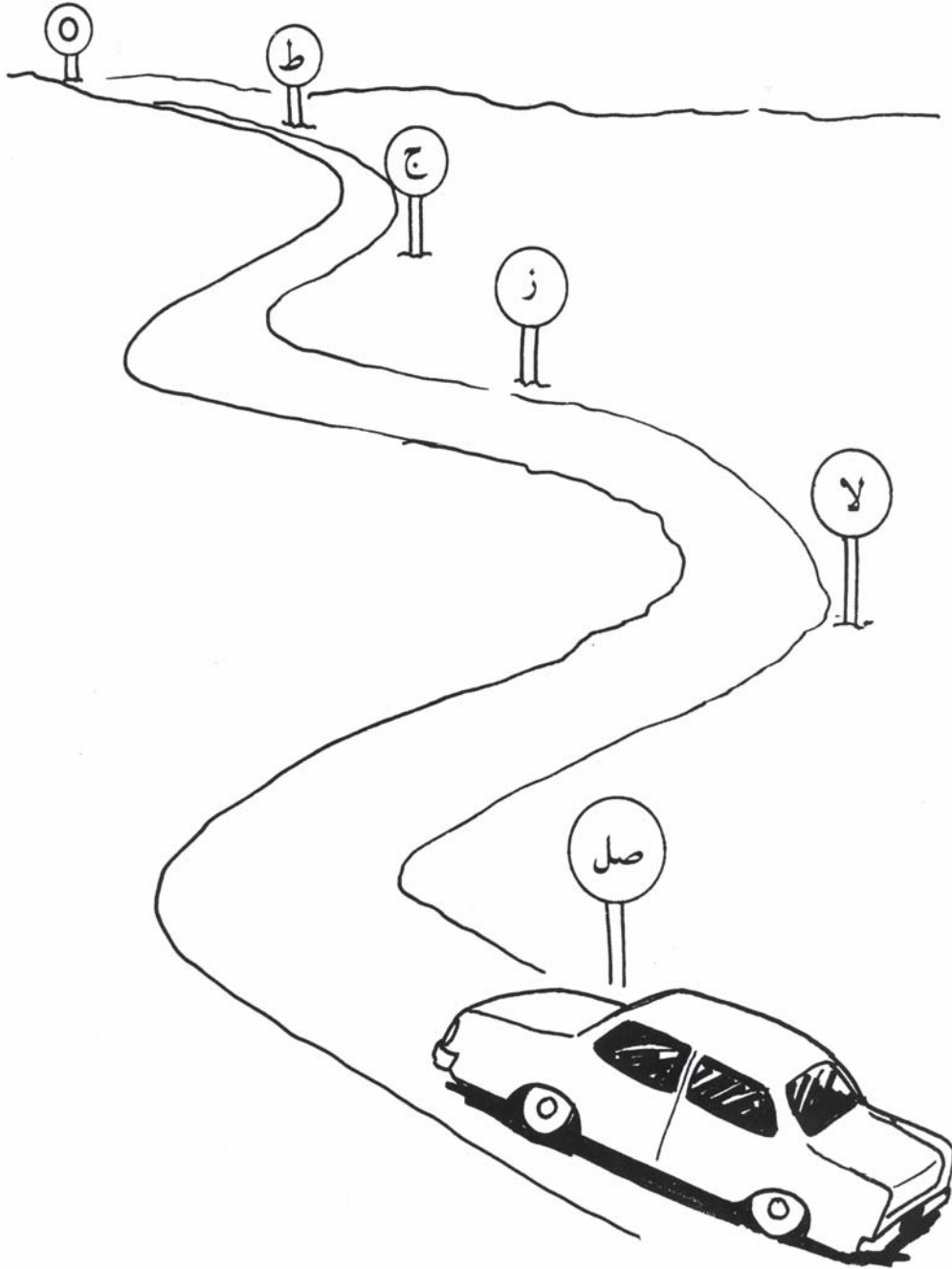
Write in the first circle all the Wuqoof (without a circle) which means must not stop. (Colour rope green).

And in the second circle all the Wuqoof (without a circle) which means better not to stop. (Colour rope blue).



## WORKSHEET 13 - Revision of punctuation marks.

When reciting the Holy Qur'an you will come across some of these punctuation marks. Write next to each sign post what you will do, when you come to it.



**QURAN  
CLASS 3 - LESSON 12**

**SURA FALAQ - MEMORISATION AND TAFSEER**

**بِسْمِ اللّٰهِ الرَّحْمٰنِ الرَّحِیْمِ**

In the Name of Alláh, the Beneficent, the Merciful

**اُوْحِیْطُ بِاللَّیْلِ اِذَا جَآءَ السَّكْرَۃُ**

Say, "I seek refuge in the Lord of the Dawn,

**اُوْحِیْطُ بِاللَّیْلِ اِذَا جَآءَ السَّكْرَۃُ**

From the evil of His creation,

**اُوْحِیْطُ بِاللَّیْلِ اِذَا جَآءَ السَّكْرَۃُ**

And from the evil of the dark night when it overtakes,

**اُوْحِیْطُ بِاللَّیْلِ اِذَا جَآءَ السَّكْرَۃُ**

And from the evil of the witchcraft (blowing on knots),

**اُوْحِیْطُ بِاللَّیْلِ اِذَا جَآءَ السَّكْرَۃُ**

And from the evil of the envious when he envies!"

**PRACTICAL 15 & 16**

- 1) Learn Sura with correct Makharij and rules.
- 2) Do worksheet 13

**QURAN**  
**CLASS 3 - LESSON 13**

**SURA FALAQ - MEMORISATION AND  
TAFSEER**

This Sura was revealed in Makka.

Al-Falaq means “The Dawn”. The Sura deals with seeking the protection of Allah from the evil of magic and witchcraft.

Ayat 1. The Dawn refers to destroying the darkness of witchcraft,

just as the light of the dawn overcomes the darkness of the night.

Ayat 2. Allah has created all sorts of creatures. Some are visible,

others are invisible. Some are known to man, others are not. We ask protection from the evil of all harmful creatures.

Ayat 3. “Ghasiq” here refers to darkness of difficulties (both physical and mental) that are faced by us.

Ayat 4. The blowing on knots in a piece of thread was a kind of witchcraft practised by some women to try to cause mental harm to others. Here we seek protection from such witchcraft.

Ayat 5. The evil of the envious or jealous person can cause harm


in many ways. Here we ask for protection from this sort of evil.

In short, in this Sura, we are asking Allah for help against all sorts of harm that other people seek to do to us.

This Sura should be recited when we feel that people mean to do us harm.

# WORKSHEET 13

Draw below what you have learnt from Sura Falaq.



Quran

AlMahdi Madrasah

**QURAN**  
**CLASS 3 - LESSON 14**

**HAMZA ( ٱ )**

The Hamza has two kinds of sounds:

1) When the Hamza ( ٱ ) is pronounced as an 'a' sound no matter where it is or on what it sits ( ٱ ٱ ٱ ).

2) When the Hamza is written as ٱ it will only be said with an 'a' sound if there is no other Harf before it.

ٱ - is only there to help us to recite better.

- is the Alif in the definite article ٱٱ


**PRACTICAL 17**

- 1) Recite Qur'an.
- 2) Do worksheet 14

# WORKSHEET 14


Write the correct answers in the boxes.

1.

 sits on  or  or

and makes an  sound.

2.

 When the  is written as

it makes an  sound but only if there is

**QURAN**  
**CLASS 3 - LESSON 15**

**TAA MARBUTAH ( ت̣ )**

This Taa is a very special Taa.

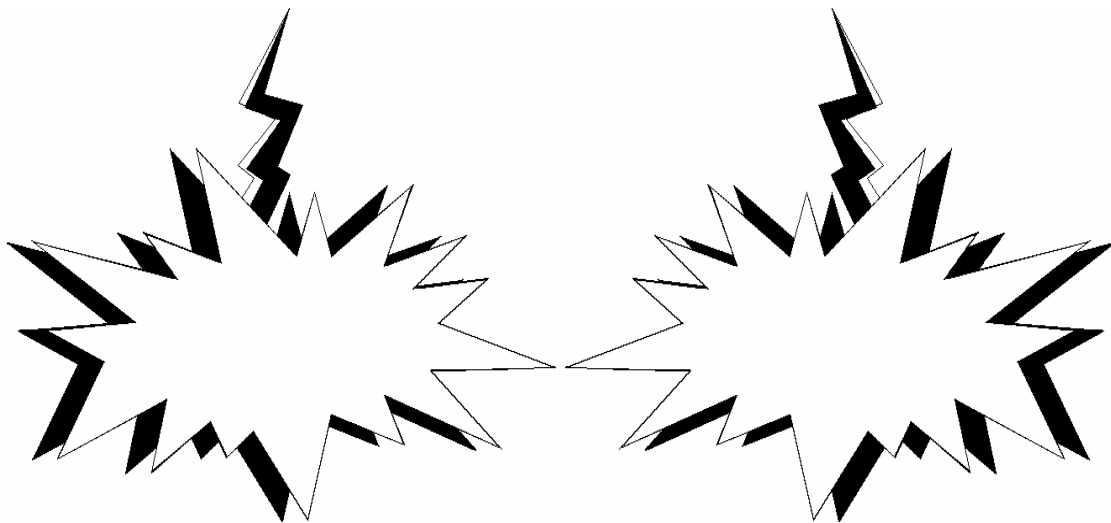

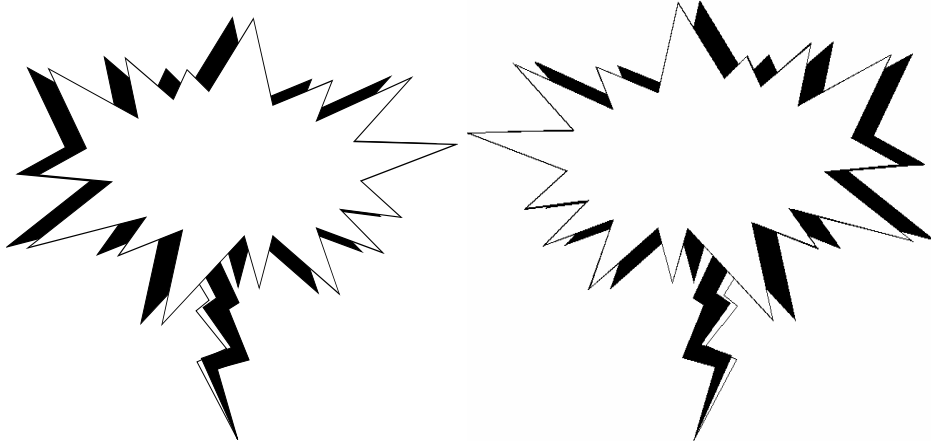
- 1) It only appears at the end of a word
- 2) The word it appears on is always a noun.
- 3) The word that it appears on is a feminine word.
- 4) It is said like the normal Taa ( ت ), except when you stop after that word, then it is said as a Haa sound ( ه ).

**PRACTICAL 18**

- 1) Recite Qur'an.
- 2) Do worksheet 15

# WORKSHEET 15

Write the four things that you learnt about the Taa Marbutah in each 'star' coming off it.



Quran

AlMahdi Madrasah

**QURAN**  
**CLASS 3 - LESSON 16**

**SURA KAFIROON MEMORISATION AND TAFSEER**

**أَلَمْ يَكُنْ مِنْكُمْ مَنْ قَالَ لَا إِلَهَ إِلَّا اللَّهُ فَمَا نَبَأَ الْمُكْفِرِينَ**

In the Name of Alláh, the Beneficent, the Merciful

Ü **أَلَمْ يَكُنْ مِنْكُمْ مَنْ قَالَ لَا إِلَهَ إِلَّا اللَّهُ**

Say (O Muhammad), “O you who disbelieve!

Ü **أَلَمْ يَكُنْ مِنْكُمْ مَنْ قَالَ لَا إِلَهَ إِلَّا اللَّهُ**

I do not worship what you worship!

X **أَلَمْ يَكُنْ مِنْكُمْ مَنْ قَالَ لَا إِلَهَ إِلَّا اللَّهُ**

Nor do you worship Whom I worship!

Ü **أَلَمْ يَكُنْ مِنْكُمْ مَنْ قَالَ لَا إِلَهَ إِلَّا اللَّهُ**

Nor shall I worship whom you worship,

¢ **أَلَمْ يَكُنْ مِنْكُمْ مَنْ قَالَ لَا إِلَهَ إِلَّا اللَّهُ**

Nor will you worship Whom I worship.

<sup>a</sup> **أَلَمْ يَكُنْ مِنْكُمْ مَنْ قَالَ لَا إِلَهَ إِلَّا اللَّهُ**

Unto you be your religion and unto me my religion.”

**PRACTICAL 19 & 20**

- 1) Recite Qur'an.
- 2) Do worksheet 16

**QURAN**  
**CLASS 3 - LESSON 17**

**SURA KAFIROON**  
**MEMORISATION AND TAFSEER**

This Sura was revealed in Mecca, in answer to a proposal put forward by the leaders of the Quraish (The Kuffar).

The Quraish approached the Holy Prophet (S) and said that they had thought of a compromise.

They proposed that (the Kuffar) and the Muslims should both agree to worship each other's God.

They said that for one year the Muslims should worship what they (the Kuffar) worshipped and then the next year they (the Kuffar) would worship the God of the Muslims and then the pattern to be repeated again.

The proposal by the Kuffar was a clever one to try to win over the Holy Prophet (S) and to wreck his mission. The reply given to them in this Sura was firm and without compromise.

Our 6<sup>th</sup> Imam, Imam Ja'far as-Sadiq (A) was once asked why the same verse (Ayaat 3 and 5) was repeated twice. He replied that the repetition in the Sura was in response to the repetition in the proposal of the Kuffar. i.e. The Kuffar had asked the Holy Prophet (S) to worship their Gods for one year and they would worship His God the next year and alternate thereafter.

The last aya of the Sura tells us that there can never be a compromise between right and wrong and also there is no force to become a Muslim.

Imam Ja'far as-Sadiq (A) has said that who ever recites this Sura and Sura Ikhlas in their daily prayers will be forgiven and so will their parents.

## WORKSHEET 16

Draw below what you have learnt from Sura Kafiroom.

